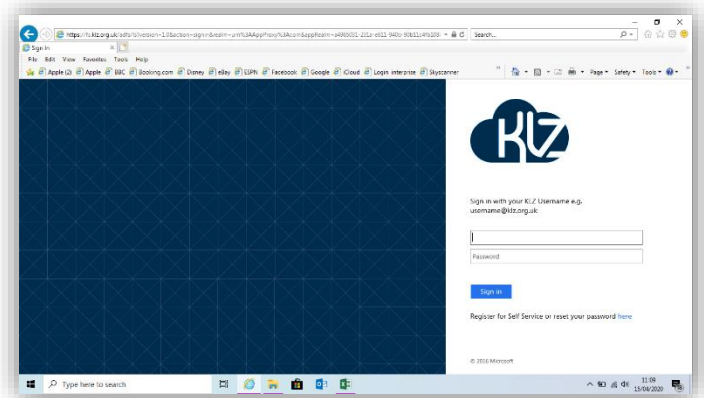


How to access Home Learning

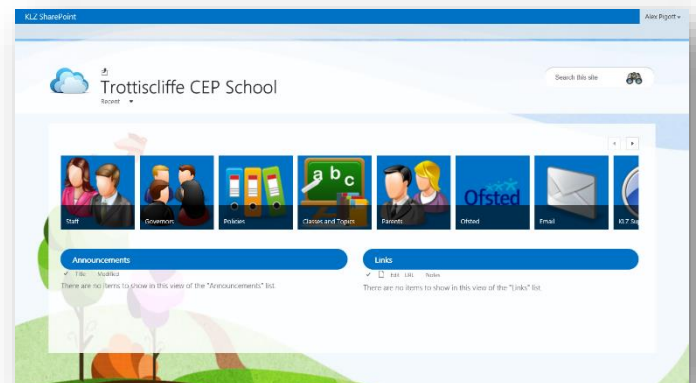
1. Go to <https://www.klz.org.uk> and login with the unique username password contained in your email. Please remember that the login details are case sensitive so must be entered exactly as shown in the email.



2. Click on Trottiscliffe CEP School under My Schools.



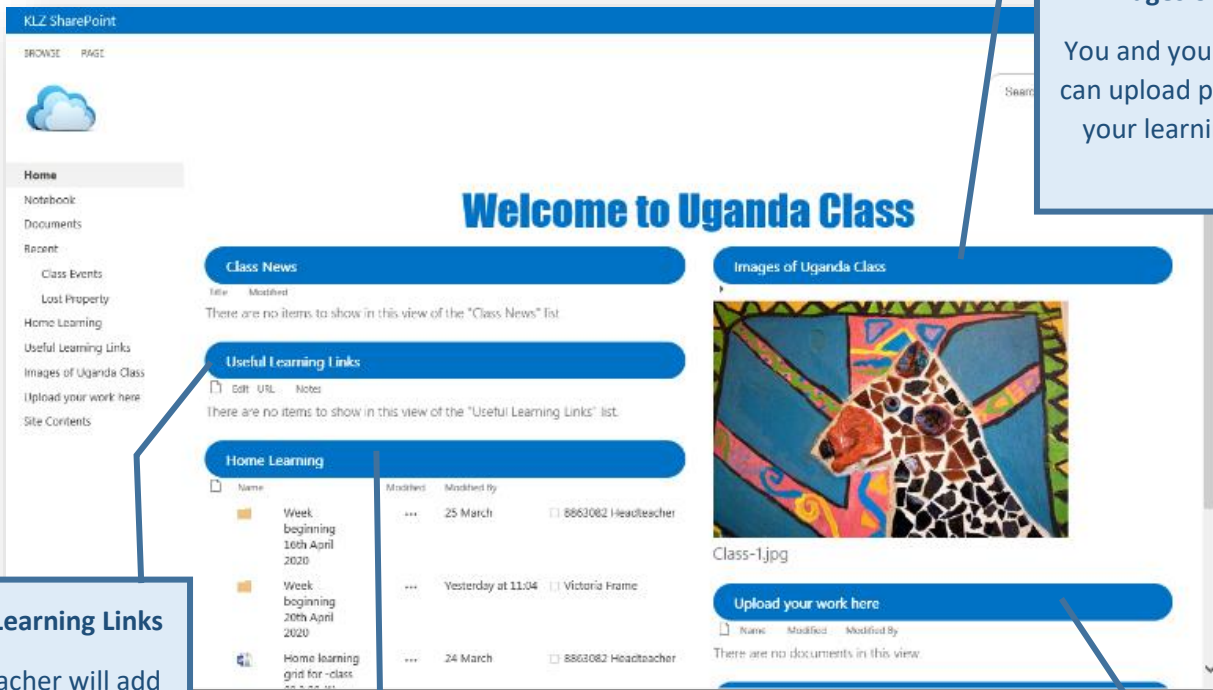
3. Each child's login gives them limited access to the site. The area they need to access is the Classes and Topics zone so click on this tab.



4. Within this area there are pages for each class so click on the flag for your class's country.



In each class page there are a number of areas to note:



Images of Class

You and your teacher can upload pictures of your learning here

Useful Learning Links

Your teacher will add links that will help you with your learning

Home Learning

Each week, a new folder is added by your teacher that contains all you need for your learning for that week.

Upload your work

If you want your teacher to see your writing, PowerPoints etc., you can upload it here and your teacher will be able to look at it.

You can simply drag the file to the window to upload it.

